



The Secretary of Energy  
Washington, DC 20585

July 23, 2004

RECEIVED  
2004 JUL 28 PM 3:31  
DNFSB SAFETY BOARD

The Honorable John T. Conway  
Chairman  
Defense Nuclear Facilities Safety Board  
625 Indiana Avenue, NW  
Suite 700  
Washington, DC 20004-2901

Dear Mr. Chairman:

Enclosed is the revised Implementation Plan for Defense Nuclear Facilities Safety Board (DNFSB) Recommendation 2000-1 for stabilization, repackaging, or disposition of nuclear materials at Los Alamos National Laboratory.

The enclosed revision includes: (1) An improved risk ranking methodology that combines consequences with a probability of failure index (based on item age and reactivity) to rank each item according to risk; (2) A three-year acceleration in the stabilization of the non-weapons grade materials utilizing existing glove box capacity; (3) A revised commitment for the completion of stabilization and disposition of nine large vessels; and (4) Intermediate milestones for activities that represent progress in stabilizing, repackaging, and disposition of 2000-1 materials.

The National Nuclear Security Administration (NNSA) will review, approve, and control configuration of the baseline. In addition, the Department of Energy and NNSA are committed to ensuring that the proper resources and oversight are applied to support the stabilization project, and the commitments are accomplished on schedule.

Should you or your staff have any questions, please call Mr. Edwin Wilmot at (505) 667-5105 or Dr. Everet Beckner at (202) 586- 2179.

Sincerely,

A handwritten signature in black ink that reads "Spencer Abraham".

Spencer Abraham

Enclosure

cc w/o enclosure:  
Linton Brooks, NA-1  
Mark Whitaker, DR-1



United States Government

Department of Energy

National Nuclear Security Administration

Los Alamos Site Office

Los Alamos, New Mexico 87544

# memorandum

DATE: MAY 26 2004  
 REPLY TO: OPL-TLW-04-092  
 ATTN OF:  
 SUBJECT: NNSA Los Alamos Site Office (LASO) transmittal of DNFSB Implementation Plan for Recommendation 2000-1

TO: Xavier Ascanio, NA-124, NNSA-HQ/FORS

Enclosed is the revised Los Alamos National Laboratory (LANL) Implementation Plan (IP) for stabilization of the nuclear materials identified in Recommendation 2000-1 (Attachment 1) as requested by the February 12<sup>th</sup>, 2004 DNFSB correspondence. This revision updates the current status of previous commitments to the DNFSB and outlines new milestones for material stabilization relative to the previous IP.

LASO has crosswalked previous DNFSB concerns against this version of the IP and believes that these concerns have been appropriately addressed. A copy of the crosswalk is attached to this letter (Attachment 2).

LASO management will continue to closely track progress on all stabilization commitments. These oversight activities include:

- Ensuring the agreed upon funding levels to support the baseline commitments included within this IP appear in the Future Years Nuclear Security Program (FYNSP).
- Finalizing the safeguards termination limit methodology for NA-124 to support programmatic recovery evaluation by July 1, 2004;
- Concurring on LANL's Revised Project Execution Plan for the Material Stabilization Project by July 16, 2004;
- Formulating joint institutional letters of commitment to support acceleration of vessel cleanout by June 25, 2004 and Chloride Extraction and Aqueous Recovery (CLEAR) line capacity by July 23, 2004;
- Issuing a comprehensive set of requirements for the safe stabilization, storage, and disposal of all plutonium bearing materials by August 30, 2004 and a comprehensive set of requirements for the safe stabilization, storage, and disposal of all of LANL's institutional (non-plutonium) accountable special nuclear materials by January 30, 2005 to support a LANL Radioactive Material Storage Laboratory Implementation Requirement (LIR);
- Concurring on the completeness of the Comprehensive Nuclear Material Storage Packaging and Storage Plan to ensure all LANL institutional legacy and on-going operational accountable materials and packages are prioritized for work off as function of source term and reactivity by August 30, 2004;

RECEIVED  
 2004 JUL 28 PM 3:31  
 SAFETY BOARD

MAY 26 2004

Xavier Ascanio, NA-124, NNSA-HQ/FORS2

- Requesting the Carlsbad Field Office to review and make a determination regarding the eligibility for disposal at the Waste Isolation Pilot Plant (WIPP) of Pu-238 waste. Request Completed November 3, 2003; Approval obtained May 20, 2004.

Every effort has been taken to fully coordinate this response with the DNFSB staff before submittal. If there are any questions regarding this memorandum please contact Ted Wald of my staff at 505-667-5793.



Edwin L. Wilmot  
Manager

CC w/Attachment

J. Holt, ADO, LANL, MS-A104  
R. Mah, ADWEM, LANL, MS-A107  
D. McCoy, NWP, LANL, MS-F676  
J. Williams, IFC, LANL, MS-F627  
S. Owens, IFC, LANL, MS-F627  
S. Yarbro, NMT-DO, LANL, MS-E-500  
C. James, NMT-DO, LANL, MS-E500  
R. Erickson, NMT-DO, LANL, MS-E509  
P. Smith, NMT-2, LANL, MS-E511  
S. Balkey NMT-2, LANL, MS-E511  
E. Wilmot, OOM, LASO  
G. Schlapper, OOM, LASO  
J. Vozella, OFO, LASO  
G. Rodriguez, OPL, LASO  
T. Wald, OPL, LASO  
S. Pierpoint, NA-124, NNSA-HQ/GTN  
D. Dunsworth, NA-124, NNSA-HQ/GTN  
C. Keilers, DNFSB LASO Representative, LASO  
B. Rosen, DNFSB Staff for Materials Stabilization, DNFSB/HQ



04 MAY 20 PM 3:46

To/MS: Edwin L. Wilmot, NNSA-LASO, A716  
Thru/MS: James L. Holt, ADO, A104  
From/MS: Stephen L. Yarbrow, NMT-DO, E500  
Phone/Fax: 7-2333/Fax 7-7966  
Symbol: NMT-DO:(U)04-083  
Date: May 19, 2004  
Subject: Implementation Plan

# memorandum

Nuclear Materials Technology Division

## New Implementation Plan for the LANL Nuclear Materials Stabilization Project

The attached Implementation Plan (IP) is provided in response to the DNFSB letter dated February 12, 2004 requesting a revised IP in response to Recommendation 2000-1. The IP outlines a plan for substantial acceleration in material stabilization relative to the previous IP. The improvements include:

- 1) Substantial overall improvement in the rate of risk reduction (see figure in executive summary).
- 2) An improved risk ranking methodology that combines consequence (source term) with a probability of failure index (based on item age and reactivity) to rank each item according to risk.
- 3) A three-year acceleration of the stabilization of the non-weapons grade materials utilizing existing glove box capacity.
- 4) A proven pathway for accelerating the evaluation and stabilization of materials for recovery and/or disposal, including programmatic materials.

In addition, the Nuclear Materials Technology (NMT) Division is finalizing a Comprehensive Nuclear Materials Packaging and Storage Plan (CNMPSP) to address all accountable nuclear materials outside the scope of this IP. The CNMPSP utilizes the same risk methodology to maximize the rate of risk reduction, defines criteria for interim storage, provides a mechanism for collecting real package integrity data, and forms the basis for a package surveillance and maintenance program.

SY/CJ

Attachment: a/s

Distribution:  
Gerald Schlapper, DOE-LASO  
Gene Rodriguez, DOE-LASO  
Ted Wald, DOE-LASO  
Jim Angelo, PS-DO  
Chris James, NMT-DO  
NMT-DO File

# Los Alamos National Laboratory Implementation Plan

LA-UR-\_\_\_ Pending\_\_\_\_\_  
Rev: 0



U. S. Department of Energy  
National Nuclear Security Administration  
Office of Defense Programs  
1000 Independence Ave, SW  
Washington, DC 20585

May 19, 2004

## Table of Contents

1.	Executive Summary	3
2.	Project Summary	3
2.1.	Prioritization Methodology	3
2.2.	Comparison of Risk Reduction Rate	4
2.3.	Scope and Schedule	5
2.4.	Constraints	6
2.5.	Potential Early Finish	7
2.6.	Assumptions	7
2.6.1	General	7
2.6.2	Funding	8
3.	Vessel Disposition	8
3.1.	Description	8
3.2.	Constraints	9
3.3.	Potential Significant Throughput Improvements	9
4.	Dry Operations	9
4.1.	Description	9
4.2.	Constraints	10
4.3.	Potential Significant throughput Improvements	10
5.	Chloride Processing	10
5.1.	Description	10
5.2.	Constraints	11
5.3.	Potential Significant throughput Improvements	11
6.	Nitrate Processing	12
6.1.	Description	12
6.2.	Constraints	12
7.	Recovery Evaluation	13
7.1.	Description	13
7.2.	Constraints	13
8.	Unique Materials Processing	14
8.1.	Description	14
8.2.	Constraints	14
9.	Non-TA-55 Materials Survey and Packaging	14
10.	Appendixes	15
10.1.	References	15
10.2.	Summary of Commitments	15
10.3.	List of Completed Actions	16

## 1. Executive Summary

This implementation plan (IP) describes the DOE commitment to the DNFSB to stabilize LANL nuclear materials defined by the 1994-1 and 2000-1 recommendations. The graph below illustrates the anticipated acceleration of risk reduction relative to the previous IP. The improvements include; 1) Substantial overall improvement in the rate of risk reduction (see Figure 1-1 below). 2) An improved risk ranking methodology that combines consequence (source term) with a probability of failure index (based on item age and reactivity) to rank each item according to risk. 3) A three-year acceleration of the stabilization of the non-weapons grade materials utilizing existing glove box capacity. 4) A proven pathway for accelerating the evaluation and stabilization of materials for recovery and/or disposal, including programmatic materials. A comprehensive nuclear materials packaging and storage plan is also being developed separately which utilizes the same risk methodology to maximize the rate of risk reduction, defines criteria for interim storage, provides a mechanism for collecting real package integrity data, and forms the basis for a package surveillance and maintenance program.

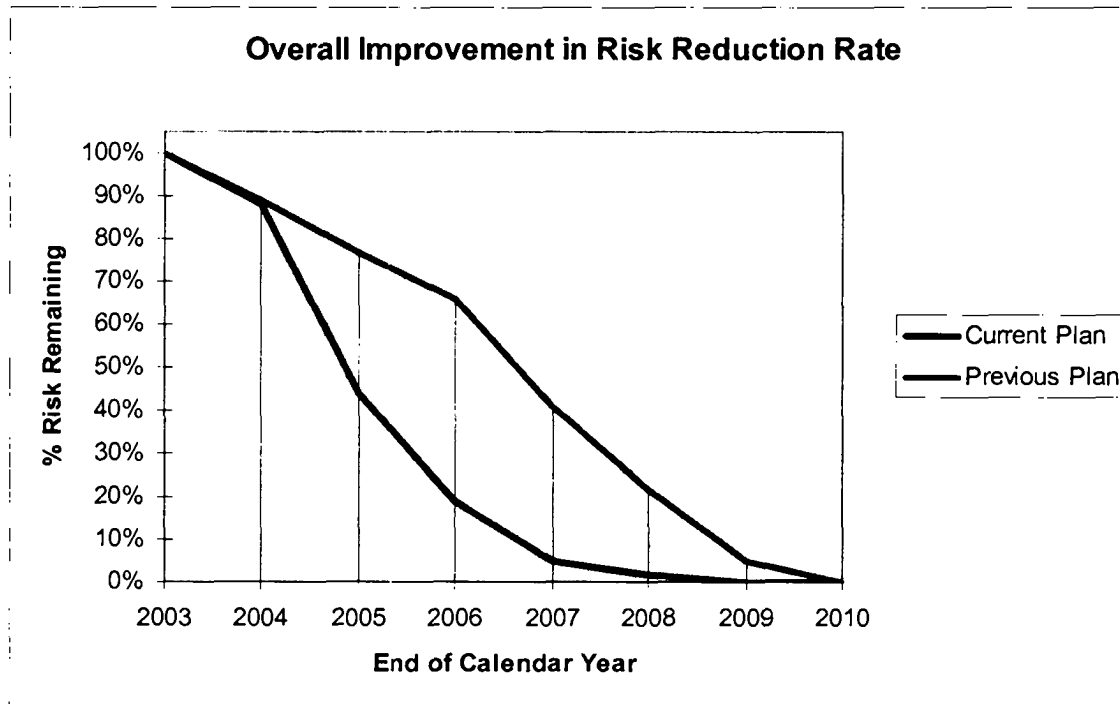


Figure 1-1 Anticipated Risk Reduction Curves for Current and Previous IP's

## 2. Project Summary

### 2.1. *Prioritization Methodology*

To minimize worker and public risk resulting from this campaign as well as potential passive container failure, it is important to rank containers by risk, and based on that ranking, process the riskiest containers first whenever possible. Boerigter (2001)

previously undertook risk ranking of containers by passive failure modes and vault personnel direct radiation dose. The risk methodology used in the previous implementation plan materials ranked the risks associated with a potential inhalation dose resulting from a spill accident while processing a container. Interestingly, the two rankings give very similar results.

The risk ranking methodology in this plan has been further refined. The new methodology incorporates principles from Boerigter's (2001) work as well as the previous 94-1 risk assessment. Item descriptions (IDES) have now been used to assign a reactivity factor to each item based on corrosivity, pyrophoricity, gas generation potential, and oxidation expansion potential. These reactivity factors were obtained through a consensus of the engineering judgment of both LANL and complex-wide experts. The age of the item (determined by the creation date in MASS) and this reactivity factor are combined to assign a probability of failure index to each item. Multiplying the source term (consequence) by this failure probability index provides relative risk ranking for every item in the MASS system. This risk ranking provides a management tool for prioritizing the stabilization effort to maximize the rate of risk reduction. The three graphs below illustrate comparisons of anticipated risk reduction rates (based on the new risk methodology) for the current and previous plans.

## 2.2. Comparison of Risk Reduction Rate

Figure 1-1 above illustrates the overall improvement in risk reduction rate for the current plan relative to the previous plan. Figure 2.2-1 below illustrates the anticipated risk reduction curves due to acceleration of the non-weapons grade material processing.

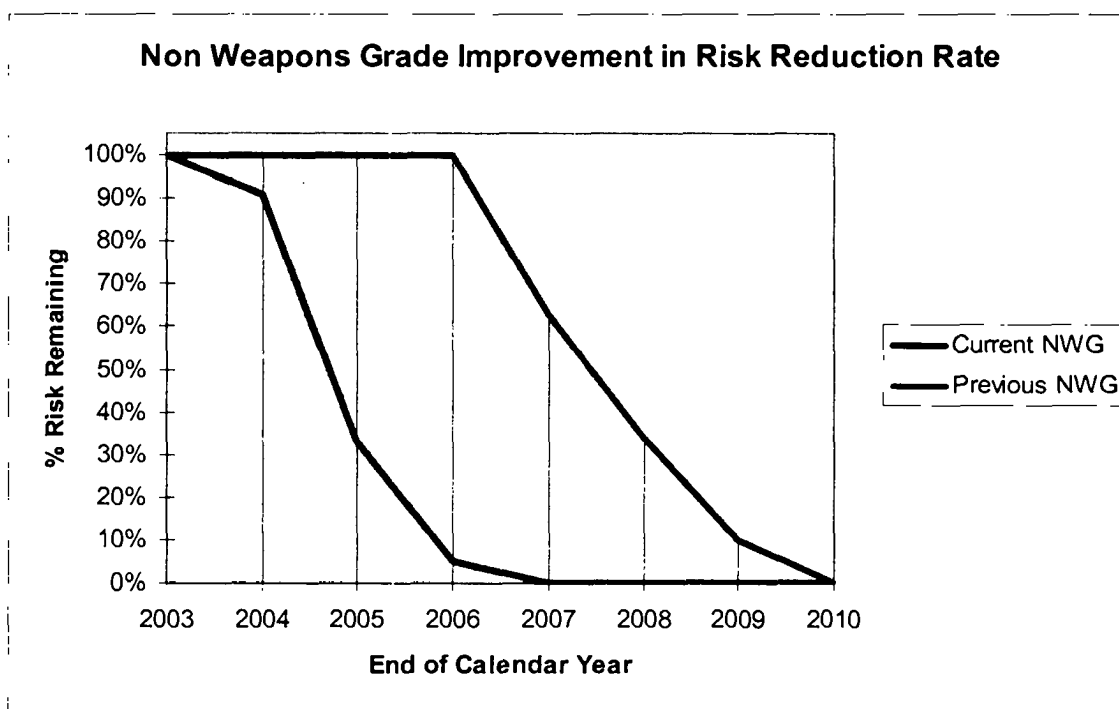


Figure 2.2-1 Non Weapons Grade Anticipated Risk Reduction Curves for Current and Previous IP's



Figure 2.2-2 below illustrates the anticipated risk reduction curves due to acceleration of the weapons grade material processing.

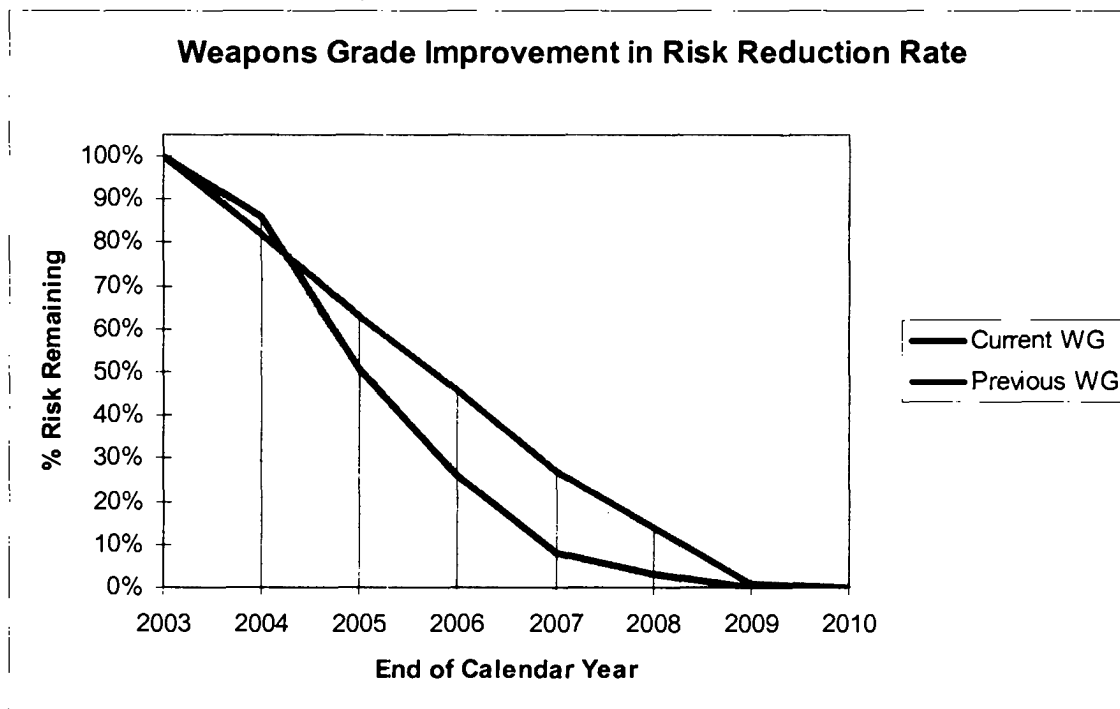


Figure 2.2-2 Weapons Grade Anticipated Risk Reduction Curves for Current and Previous IP's

### 2.3. Scope and Schedule

The processing of the various materials ranges from direct packaging into approved containers to full-scale chemical processing including nitric or hydrochloric acid dissolution, ion-exchange, liquid extraction, precipitation, filtration, roasting and blending, and evaporation. The inventory work off schedule is organized according to the processing streams that handle the various types of materials. The summary table (Table 2.3-1) below provides an overview of the planned baseline schedule for disposition of the Los Alamos 00-1 inventory.

Table 2.3-1 Summary Schedule for Processing and Stabilization By End of Calendar Year

In Kg of Nuclear Material	End of Calendar Year						Total
	2004	2005*	2006	2007	2008	2009	
Non-Weapons grade Pu(NWG)	26	44	42	54	0	0	165
Weapons Grade (WG)	130	154	153	136	134	47	754
Other Materials	0	60	0	10	15	25	110
<b>Total</b>	<b>156</b>	<b>258</b>	<b>194</b>	<b>200</b>	<b>149</b>	<b>72</b>	<b>1029</b>

\*Includes survey and reprioritization of 71 Kg of Non TA-55 items

The endpoint for these materials is defined by the term "stabilized." Stabilized is equivalent to placing material into a site standard container, 3013 container, and/or WIPP

drum. The inventory is characterized into three major types of material: Non weapons grade plutonium (NWG = MT 42, 83, 54, 55, 56, and 57), weapons grade plutonium (WG = MT 51-53), and other materials which include the remainder of the inventory. The subsequent sections include a processing stream level breakdown for the workoff of the 94-1 inventory.

A comprehensive nuclear materials packaging and storage plan (CNMPSP) is currently being developed to ensure that all materials across the LANL complex are packaged into site specific standard containers. The CNMPSP will prioritize the repackaging effort of materials using the above mentioned risk ranking methodology. Phase I of this plan will include all accountable materials across LANL including all those owned by programs within NMT. To ensure safe storage of nuclear materials at TA-55 a new packaging criterion for interim storage has recently been developed along with a packaging survey that will collect statistical data on current nuclear material packages in the inventory. The data collected by the survey will be used to validate and/or update the new risk methodology and as a basis for a future surveillance program. The new packaging criteria and packaging survey have been reviewed and approved by the above mentioned experts. The CNMPSP is available upon request.

## **2.4. Constraints**

The project is limited by availability of resources. Various major programs are continuously competing for resources such as glove box work space, radiological control personnel, operational personnel, and processing equipment capability. Within the NMT organization, line management has the authority to set priority for programmatic use of available resources which does not always coincide with the goals of the 00-1 project. Specific instances where competition of resources at the unit operation level impacts the potential productivity of 00-1 materials will be delineated below. The project is limited and/or constrained by the capability of equipment, facility systems, and support groups. The waste management system plays a large role in the success of the project. From handling the increased throughput from the newly established recovery evaluation process (REP) to handling the normal load of TRU and low level waste, the waste management system keeps processes from having to slow or halt processing due to material back up.

In addition to ensuring the 00-1 baseline funding, maintaining consistent and sufficient RTBF (facilities infrastructure) funding profile for the waste management system, radiological control group HSR-1, vault operation team at TA-55 and CMR, and additional infrastructure systems is necessary. The 00-1 funding designated for processing must not be used to backfill shortfalls in funding for these support groups. In other words, any redirection of 00-1 funds to support infrastructure will significantly reduce material processing throughput. Specific examples of resource limitations at the operational level will be described in the following sections.

## 2.5. Potential Early Finish

There is a possibility that the majority of the WG material scheduled to be completed in CY09 per the table above (Table 2.2-1) can be stabilized by CY08. Completing WG early will be dependent upon increased capacity in the chloride operations processing line. The following table (Table 2.5-1) is the early completion estimate.

Table 2.5-1 Summary Schedule for Processing and Stabilization By Calendar Year

In Kg of Nuclear Material	End of Calendar Year						Total
	2004	2005	2006	2007	2008	2009	
Non-Weapons grade Pu(NWG)	26	44	41	54	0	0	165
Weapons Grade (WG)	130	155	168	151	150	0	754
Other Materials	0	60	0	10	15	25	110
Total	156	259	209	215	165	25	1029

## 2.6. Assumptions

### 2.6.1 General

Achieving success in the 00-1 project is based on the following assumptions:

- All material will be considered stabilized when it is in a site standard package, a 3013 container, or a WIPP drum.
- Equipment procurements and installations have average priority in the LANL Work Authorization System
- Nuclear processing facilities including TA-50, TA-18, TA-54, TA-55, and CMR are operational at least 10 months/year.
- The resource level availability to the project does not decrease significantly throughout the project.
- Close out activities (all excess materials in 3013 or WIPP drums) beyond the 00-1 DNFSB endpoints will be funded by NA-12
- DOE Hq will facilitate intra-DOE interfaces, VA approvals, potential SRS synergy, etc.
- The MOX fuel fabrication facility (MFFF) alternate feedstock supply (AFS) remains the disposition path for weapons grade materials.
- NA-124 approves the baseline for this project by June 12, 2004
- The requested annual budget profile is fully funded. Target funding for the excess items will be \$10.9M beginning in FY-03 plus 3% escalation in subsequent year until completion in CY2010.
  - An additional \$1.8M in target funding will be provided to LANL from RTBF sources outside LANL to supplement the LANL FYNSP FY-03 funding of \$9.1M for this work.
  - Budget shortfalls will invoke change control and revisions in out-year target dates. Due to explicit instructions from NA-125, there is no contingency in these costs, and unforeseen difficulties may require requests for contingency from NA-125.
  - This project depends on various other programs, such as pit manufacturing

and dynamic experiment testing, to maintain minimum capability levels for each operation.

### 2.6.2 Funding

A resource loaded schedule defining the stabilization and packaging of 00-1 materials has been established by LANL. This schedule is the basis for the LANL funding request outlined in the following table (Table 2.6.2-1) and graph (Figure 2.6.2-1). This funding profile has been agreed upon between LANL and the DOE.

Table 2.6.2-1 Funding Request Table

FY	01	02	03	04	05	06	07	08	09	10
Cost/Funding (\$M)	4.4	14.3	10.9	11.2	11.6	11.9	12.3	12.6	13	10.1

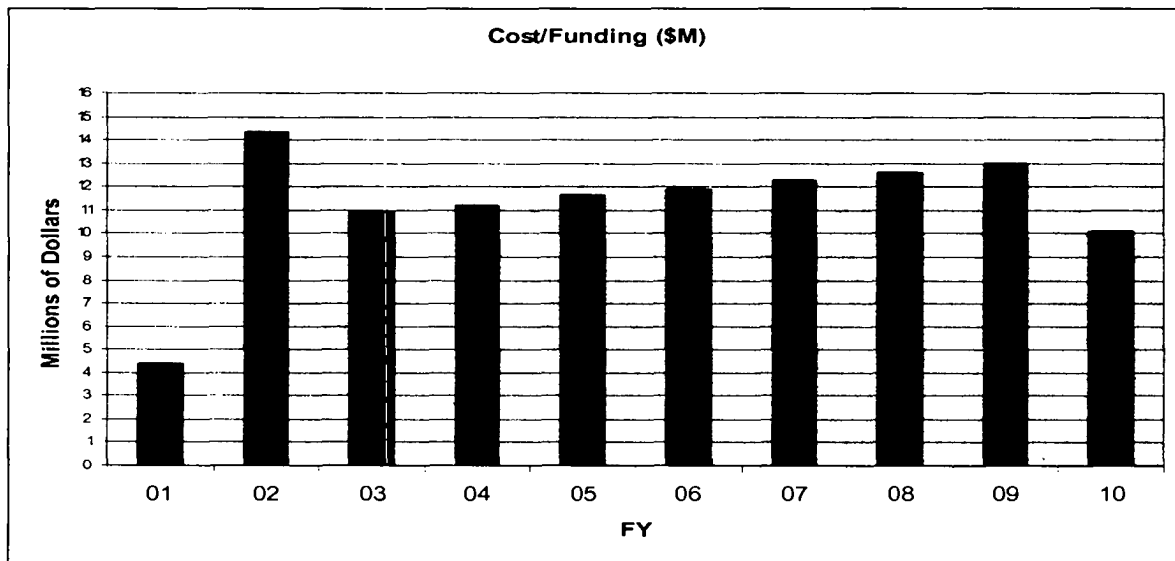


Figure 2.6.2-1 Requested Funding Profile

## 3. Vessel Disposition

### 3.1. Description

The overall goal of this portion of the project is the complete disposition of the 9 full vessels. The endpoint is 1) empty, possibly size reduced, vessels meeting either the WIPP-Waste Acceptance Criteria or the Low Level Waste Criteria, and 2) the contents in either WIPP-WAC packages or 3013-specification long-term storage containers. The vessels will be brought into an enclosure in the CMR facility, cleaned out by mating their portals up to a workstation and emptying their contents into drums. The SNM-containing items will be physically sorted and evaluated for disposition. Table 3.1-1 contains the

milestone date for completing vessels. This schedule assumes that the vessel processing begins on July 1, 2005.

Table 3.1-1. Vessel Processing Schedule

End of CY	End of Calendar Year				Year Complete
	2005	2006	2007	2008	
Full Vessels Emptied	1	2	3	3	Dec 2008

### 3.2. Constraints

In the past these types of containment vessels were cleaned out inside the PF-4 facility at TA-55. It was recognized in late 2000 that programmatic conflicts with programs such as pit manufacturing and mixed oxide fuel would be too severe to ensure timely processing (i.e. one vessel per year maximum) in the glove boxes that were previously used for this activity. Furthermore, the staff and technicians identified significant worker safety issues associated with the old processing methodology. Thus, the CMR Wing 9 has been chosen as the ideal location for conducting this work. Though the cost of implementing the capability at CMR is significant, the risk of competing for space and appropriate technical personnel is eliminated, thereby reducing time for cleanup of the spheres, and ultimately reducing risk to workers and the public at an accelerated rate. However, the authorization basis approval process associated with bringing this capability up in the CMR facility is currently delaying the installation.

### 3.3. Potential Significant Throughput Improvements

Timely review and approval of the authorization basis documents could allow an early finish of December, 2007. Table 3.3-1 contains the milestone dates for completing the vessel processing assuming that the vessel processing begins on January 1, 2005.

Table 3.3-1. Potential Early Finish Schedule for Vessel Processing

End of CY	End of Calendar Year			Year Complete
	2005	2006	2007	
Full Vessels Emptied	2	3	4	Dec 2007

## 4. Dry Operations

### 4.1. Description

This team performs burning, brushing, screening, blending, packaging and high temperature stabilization of plutonium metals, oxides and oxide-like materials. Items from the vault will be brought directly into dry operations processing and placed in a site standard packaging configuration or packaged for welding into 3013-specification storage containers. The following table (*Table 4.1-1*) outlines the nuclear material mass of feed to be retrieved directly from the vault.

Table 4.1-1 Dry Operations

In Kg of Nuclear Material		End of Calendar Year						Total
		2004	2005	2006	2007	2008	2009	
Dry Operations Processing	NonWG	17	8	6	27			58
	WG	53	54	65	25	39		236
	Other		2		10			12
	Total	70	64	71	62	39		306

All 00-1 materials recovered through chloride and nitrate recovery operations will be processed in dry operations to meet 3013 specification in addition to items run directly from the vault. These secondary feed streams have been factored into the dry operations baseline capability for vault work off. Throughput levels for this process stream are also affected by the multiple criteria requirements of, 3013 packaging, alternate feedstock supply specifications, quality control documentation, and MIS product representation.

#### **4.2. Constraints**

This line shares resources with pit manufacturing and the MOX/LTA program. The major limitation for materials processed through this operation is glove box space. Because projects such as MOX/LTA and pit manufacturing must avoid cross contamination of materials, glove boxes are either specifically designated for each program or they must be thoroughly cleaned between batches of materials. Furthermore, major fluctuations in funding from these programs can affect the ability to maintain the dry operations capability. It is assumed that the 00-1 project will support 1/3 of the total resources for this operation.

#### **4.3. Potential Significant throughput Improvements**

A glove box in dry operations is currently receiving equipment upgrades to meet current processing requirements. This glove box should be operational by the end of FY04. The glove box will be shared by multiple programs. Potential capacity for this work station is approximated at 60 kilograms of oxide/oxide like material per year. If 00-1 can increase resource availability to a 40% level in the overall dry operations process from FY05 to FY07, WG materials can potentially be processed by FY07.

### **5. Chloride Processing**

#### **5.1. Description**

This team performs dissolution, leaching, recovery, purification by anion exchange or solvent extraction, oxalate precipitation, hydroxide precipitation, followed by calcination of SNM-containing residues in chloride processing. Typical residues processed include impure plutonium metals, alloys, salts, oxides and crucible pieces. Recovered material

will go into either a site standard package or sent directly to dry operations for packaging into a 3013. Residues that stem from the recovery process of excess materials will proceed to TRU waste disposition (STL) or sent through the recovery evaluation process. This operation is critical to the success of the materials stabilization project. Chloride based residues comprise a major portion of the 00-1 inventory. The following table (Table 5.1-1) outlines the baseline schedule of nuclear material mass in kilograms to be retrieved directly from the vault.

Table 5.1-1 Chloride Processing

In Kg of Nuclear Material		End of Calendar Year						Total
		2004	2005	2006	2007	2008	2009	
Chloride	WG	32	45	49	49	48	47	270

## 5.2. Constraints

Resources for this process line are shared between 00-1 and pit manufacturing at a level of 60/40 respectively. Current generation pit manufacturing residues from pyrochemical processes must be processed through the chloride processing line to avoid the unnecessary dose, inefficiency associated with double handling of items, and potential vault overload. The chloride line is also constrained by its limited storing tank space. The liquid waste treatment facility, TA-50 allows only one liquid waste dump per week. At high production levels, the available tank space is exceeded causing processing to halt.

## 5.3. Potential Significant throughput Improvements

The processing throughput levels of 00-1 residues in chloride operations could potentially be increased by the DOE approval of the current request to allow for discard of pit manufacturing residues. This approval would potentially free up processing time of pit manufacturing residues in the chloride line and potentially allow for more 00-1 processing capacity. The addition of the Chloride Extraction Aqueous Recovery (CLEAR) line could also potentially increase production of 00-1 residues. Additional tank space is included in the plans for CLEAR line which will increase the amount of tank storage space for dissolved feed as well as liquid waste, and will provide for more efficient staging of waste effluent. Current tank storage capacity allows for only one release to TA-50 per week whereas the increased capacity would allow for two releases per week. The CLEAR line will also provide a means to significantly reduce dose when processing hydroxide precipitate materials. The dose incurred by processing excess materials through the chloride line is significantly higher than that of pit manufacturing residue dose and could potentially halt processing. The following estimated early finish schedule (see Table 5.3-1) may be feasible if the discard authorization is approved by August 1, 2004 and the CLEAR line is operational on July 1, 2005.

Table 5.3-1 Chloride Possible Early Finish

Kg of Nuclear Material		End of Calendar Year						Total
		2004	2005	2006	2007	2008	2009	
Chloride	WG	32	46	64	64	64	0	270

## 6. Nitrate Processing

### 6.1. Description

This team performs nitric acid dissolution, leaching, anion exchange, oxalate precipitation, hydroxide precipitation, evaporation, nitric acid recycle, crushing and pulverizing, and pyrolysis. Standard feeds are plutonium-containing materials that do not contain chlorides. These include items such as impure plutonium oxides, non-chloride salts, sand slags, crucibles, leaded gloves, plastics, tools, non-actinide metals, glass, graphite, cellulose rags, etc. The nitrate support operations also include a recovery evaluation team, vitrification, cementation, and WIPP-WAC packaging operations. Product from the nitrate stream are packaged in site standard storage containers and sent directly to dry operations and/or the vault. The following table (6.1-1) outlines the baseline schedule of nuclear material mass in kilograms to be retrieved directly from the vault.

Table 6.1-1 Nitrate Processing

In Kg of nuclear Material		End of Calendar Year						Total
		2004	2005	2006	2007	2008	2009	
Nitrate Processing	NonWG	6	18	15	4	0	0	43
	WG	5	11	11	13	13	0	53
	Total	11	29	26	17	13	0	96

### 6.2. Constraints

Resources for this process line are shared between 00-1 and pit manufacturing at a level of 65/35 respectively. The product from the pit manufacturing effort in this processing line is polished oxide feed that will be used in support of metal production in pyrochemical processes. Facility steam supply is a vital part of this processes functionality. The steam line is problematic and has halted the operation on various occasions. Storage tank space is limited and can limit throughput.



## 7. Recovery Evaluation

### 7.1. Description

This process is used to evaluate materials for recoverability. Through acceptable knowledge of item history, visual examination in a glovebox, and subject matter expert determination, the appropriate disposition path (i.e. repackage, waste, and/or processed) is chosen. The recovery evaluation process also includes classification sanitation, programmatic need determination, confirmation of nuclear material assay, and packaging to site standardized criteria. A formalized process flow sheet has been established and implemented. The following table (*Table 7.1-1*) outlines the annual throughput mass goals for this process.

Table 7.1-1 Recovery Evaluation Process

In Kg of Nuclear Material		End of Calendar Year						Total
		2004	2005	2006	2007	2008	2009	
REP	NonWG	3	13	20	9	0	0	45
	WG	38	36	28	43	34	0	179
	Other	0	0	0.1	0.3	15	9	24
	Total	41	49	48	52	49	9	248

### 7.2. Constraints

The REP process relies heavily on support group capabilities such as the waste management system and non destructive assay (NDA) instrumentation. These capabilities are a facility resource and as such must be shared with all other operations handling nuclear material.

The recovery evaluation process is based on an assessment for TA-55 items only. The waste acceptance criteria (WAC) for materials moving to WIPP are very restrictive. Drum storage handling and packaging space at TA-55 is limited. Furthermore, items with dose levels greater than 200mR/hr must be placed in pipe-overpack-containers (POC). Because POCs do not currently meet DOT shipping criteria, materials slated for POC's cannot be packaged. In addition, items greater than 200mR/hr can not always be identified prior to evaluation and this can lead to undesired double handling of items. Currently, only excess items at TA-55 are covered by the discard approval authorization. Permitting inclusion of materials from other sites such as TA-18 and CMR would increase the utility of the process. The table above (*Table 7.1-1*) includes the assumption that POC's have been approved and can be utilized.

## 8. Unique Materials Processing

### 8.1. Description

This section encompasses materials that will not be processed through any of the above mentioned process streams. Special techniques, procedures, processing lines, agreements, and/or other disposition paths will be necessary to work off these materials. Materials designated for this process include: Neptunium, some mixed actinide materials, sealed/clad items, and other unanticipated materials intended for other operations that are determined to be inappropriate. The following table (*Table 8.1-1*) outlines the baseline schedule of nuclear material mass in kilograms to be retrieved directly from the vault.

Table 8.1-1 Unique Materials Processing

In Kg of Nuclear Material		End of Calendar Year						Total
		2004	2005	2006	2007	2008	2009	
Unique	NonWG	.08	0	0	14	0	0	14
	WG	0	0	0	6	0	0	6
	Other	0	0	0	0	0	14	14
	Total	.08	0	0	20	0	14	34

### 8.2. Constraints

Disposition paths for these materials is not yet defined. These materials are generally lower in risk than the above mentioned materials. Items such as neptunium and some clad items are slated for transfer to other facilities within the DOE complex.

## 9. Non-TA-55 Materials Survey and Packaging

Items not at TA-55 will be resurveyed to ensure packaging is in safe configuration. Prioritization of items surveyed will be conducted as each item is surveyed. Processes mentioned above will maintain the capability to process any items from the following table that are prioritized as higher risk than the items they are slated to process. The table (*Table 9-1*) below shows the schedule for survey of offsite items. The estimated completion of stabilization of these items is CY08.

Table 9-1 Offsite Survey and Packaging

In Kg of Nuclear Material		End of Calendar Year						Grand Total
		2004	2005	2006	2007	2008	2009	
Offsite Items	Non WG	0.2	5	0	0	0	0	5
	WG	2	8	0	0	0	0	10
	Other	0	58	0	0	0	0	58
	Total	2	71	0	0	0	0	73

## 10. Appendixes

### 10.1. References

U. S. Department of Energy, *A Risk-Based Prioritization Methodology of Legacy Fissile Material Disposition at LANL*, LA-UR-00-5111.

### 10.2. Summary of Commitments

#### Vessel Disposition

- *Commitment Statement:* Stabilize all full vessels and disposition materials  
*IP Commitment Number:* \_\_\_\_\_  
*Due Date:* December 2008

#### Non-Weapons Grade (NWG) MT 54-57 83,42

- *Commitment Statement:* Stabilize 50% of the NWG Pu (83Kg)  
*IP Commitment Number:* \_\_\_\_\_  
*Due Date:* December 2006
- *Commitment Statement:* Stabilize all NWG Pu (165Kg)  
*IP Commitment Number:* \_\_\_\_\_  
*Due Date:* December 2007

#### Weapons Grade (WG) MT 51-53

- *Commitment Statement:* Stabilize 50% of the WG Pu (377Kg)  
*IP Commitment Number:* \_\_\_\_\_  
*Due Date:* December 2006
- *Commitment Statement:* Stabilize all WG Pu (754Kg)  
*IP Commitment Number:* \_\_\_\_\_  
*Due Date:* December 2009

#### Recovery Evaluation Process (REP)

- *Commitment Statement:* Stabilize 50% of materials (147 Kg)  
*IP Commitment Number:* \_\_\_\_\_  
*Due Date:* December 2006
- *Commitment Statement:* Stabilize all materials (294 Kg)  
*IP Commitment Number:* \_\_\_\_\_  
*Due Date:* December 2009

**Non TA-55 Excess Materials**

· *Commitment Statement:* Survey and reprioritize all non-TA-55 and schedule accordingly

*IP Commitment Number:* \_\_\_\_\_

*Due Date:* December 2005

**All 00-1 Materials**

· *Commitment Statement:* Stabilize all 00-1 materials

*IP Commitment Number:* \_\_\_\_\_

*Due Date:* October 2009

**Note:** Stabilized= 3013, WIPP drum, or Site Standard Container

**10.3. List of Completed Actions**

Complete Roasting and Blending of oxide items <100 mrem/hr 12/03

Stabilized remaining 4 organic solutions, 12/02

Stabilized nitrides and cellulose rags, 12/02

Stabilized high-risk vault items to meet the long-term storage standards, 7/98

Developed risk-based, complex-wide categorization and prioritization criteria that all stored residues will be required to meet, 3/96

Stabilized 220 kgs of residues, 10/95

Processed 90% of analytical solutions, 8/95

Began repackaging of Pu metal and oxide at the TA-55 Pu facility, 5/95

Completed peer review of packaging operations for long-term storage, 4/95

Integrated and demonstrated repackaging operations at the TA-55 Pu facility, 4/95

Performed a 100% inspection of vault inventory, 4/95

Recovered 100 neutron sources, 4/95

Processed 100 kgs of sand, slag and crucible materials, 4/95

Processed 70 kgs of hydroxide solids, 4/95



## Crosswalk of DNFSB Concerns to the Revised 00-1 IP

---

---

### Concern: Protracted Schedule

#### Issue

- Lack of accepted IP
  - Schedule in submitted IP too protracted
  - Board wants an accelerated schedule
  - Current schedule complete in 2010
  - Appropriate sense of urgency

#### Response

- New accelerated IP
  - Refined risk prioritization methodology
  - Complete Non-WG by 2007 vs. 2010
  - Complete WG by 2009 vs 2010 (possible early finish in 2008)
  - Entire Project: 2009 vs. 2010 finish





## Crosswalk.....Continued

Department of Energy

---

---

### Concern: Schedule Acceleration

#### Issue

- Suggested acceleration of stabilization
  - Immediate repacking
  - Non-weapons grade materials
  - Direct discard
  - Prioritize repackaging of legacy over newly generated residues

#### Response

- Specific areas of acceleration
  - Formed recovery evaluation team
  - Non-WG processed in existing GB space
  - Programmatic Approval Process Underway for discard of programmatic items



---

Los Alamos Site Office

### Concern: Area's for Acceleration

#### Issue

- IP should include accelerated milestones for programmatic repackaging
- Non-weapons grade materials acceleration
- Direct discard of residues
  - Evaluation of each item individually vs. evaluation of categories of items

#### Response

- Programmatic Repackaging is now covered in the CNMPSP
- New IP accelerates non-weapons grade completion by 3 years
- Recovery evaluation is explicitly scheduled with dedicated team and includes repackaging effort
- Survey of Non TA-55 Excess Items is now explicitly called out in schedule with major milestone



### Concern: Breadth of Scope

#### Issue

- PEP does not address all nuclear materials at LANL or even at TA-55
- All programmatic items not included in the PEP, such as those in 201b need to be added
- IP should include milestones for all items not previously included

#### Response

- New IP/PEP represent a subset of the comprehensive plan (CNMPSP)
- 201b items now covered in CNMPSP
- Milestones will be covered in the CNMPSP







## Crosswalk.....Continued

Department of Energy

---

---


### Concern: Packaging Criteria

#### Issue

- LANL does not have formal controls governing packaging configuration or length of time on the floor
- LANL should immediately issue a LIR for compulsory storage of nuclear materials in ML-2 confinement
- Prioritization based on source term with little consideration of reactivity or age
- Programmatic prioritization philosophy (staff wants age-form-MAR)

#### Response

- Procedures have been modified to prevent non-standard packages in floor spaces
- Developed and vetted new interim storage criteria
- Expert panel endorses new prioritization based on risk (source term, reactivity, age)
- New prioritization methodology will be applied to all materials, regardless of location, programmatic/excess status



---

Los Alamos Site Office



## Crosswalk.....Continued

Department of Energy

---

---

### Concern: Disposition

#### Issue

- Still processing to meet Economic Discard Limit, not discarding
- Programmatic items should be repackaged into a TA-55 Standard Pack
- Why weren't more Pu-238 residues processed or discarded? Only 12 in a 2 year period?

#### Response

- Programmatic Approval Process Underway for discard of programmatic items
- Now covered in the comprehensive plan
- WIPP
  - Carlsbad Area Office has approved the disposition pathway to WIPP for Pu-238 Material on 5/20/04



---

Los Alamos Site Office